POOLCO

# INW 01-73_Einstufige Verdichter / Vakuumpumpen mit Seitenkanal

Maßangaben

| Baureihe | A | B | C | D | E | F | G | H | J | K | L | M | N | O | P | Q |
|---|---|---|---|---|---|---|---|---|---|---|---|---|---|---|---|---|
| INW 01 | 190 | 203 | 72 | 155 | 172 | 242 | 124 | 102 | 101 | 80 | 101 | 64 | 54 | 30 | G 1" | 46 |
| INW 11 | 213 | 225 | 76 | 155 | 172 | 243 | 124 | 114 | 101 | 80 | 101 | 59 | 52 | 33 | G 1” | 46 |
| INW 21 A11 | 246 | 247 | 90 | 205 | 230 | 256 | 133 | 128 | 111 | 83 | 108 | 75 | 71 | 39 | G 1¼” | 64 |
| INW 21 H06 | | | | | | 219 | 92 | | 101 | | | | | | | |
| INW 21 H16 | | | | | | 256 | 129 | | 111 | | | | | | | |
| INW 31 | 261 | 266 | 101 | 206 | 228 | 245 | 129 | 140 | 111 | 83 | 105 | 75 | 71 | 42 | G 1¼” | 68 |
| INW 41 A01 | 285 | 302 | 115 | 225 | 255 | 269 | 129 | 154 | 120 | 95 | 130 | 70 | 75 | 46 | G 1½” | 68 |
| INW 41 A11 | | | | | | 292 | 156 | | | | | | | | | |
| INW 41 A21 | | | | | | | | | | | | | | | | |
| INW 41 H06 | | | | | | 269 | 129 | | | | | | | | | |
| INW 41 H16 | | | | | | 292 | 153 | | | | | | | | | |
| INW 41 H26 | | | | | | | | | | | | | | | | |
| INW 51 A01 | 334 | 337 | 120 | 260 | 295 | 314 | 156 | 175 | 120 | 115 | 155 | 96 | 87 | 48 | G 2” | 83 |
| INW 51 A11 | | | | | | 346 | 188 | | 128 | | | | | | | |
| INW 51 H06 | | | | | | 314 | 153 | | 128 | | | | | | | |
| INW 51 H16 | | | | | | | | | | | | | | | | |
| INW 51 H26 | | | | | | 346 | 185 | | | | | | | | | |
| INW 51 H36 | | | | | | | | | | | | | | | | |
| INW 53 A21 | 334 | 337 | 120 | 260 | 295 | 365 | 191 | 175 | 128 | 115 | 155 | 96 | 87 | 48 | 55 | 83 |
| INW 53 H06 | | | | | 295 | 334 | 160 | | 120 | | | 96 | | | | |
| INW 53 H16 | | | | | 195 | 365 | 191 | | 128 | | | 96 | | | | |
| INW 53 H26 | | | | | 275 | 365 | 191 | | 128 | | | 94 | | | | |
| INW 53 H36 | | | | | 295 | 365 | 191 | | 128 | | | 96 | | | | |
| INW 61 | 363 | 365 | 120 | 290 | 325 | 353 | 190 | 190 | 156 | 140 | 180 | 76 | 95 | 54 | G 2” | 83 |
| INW 71 H06 | 382 | 384 | 125 | 290 | 325 | 377 | 185 | 198 | 128 | 140 | 180 | 84 | 109 | 54 | G 2” | 83 |
| INW 71 H16 | | | | | | | | | | | | | | | | |
| INW 71 H26 | | | | | | 411 | 190 | | 135 | | | | | | | |
| INW 71 H37 | | | | | | 432 | 211 | | 148 | | | | | | | |
| INW 73 H37 | | | | | | 432 | 209 | | 148 | | | | | | | |

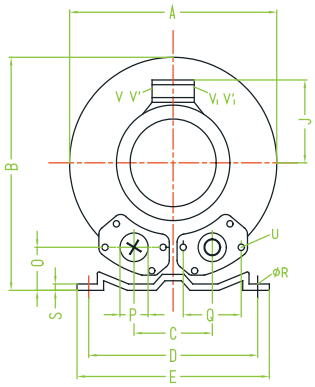


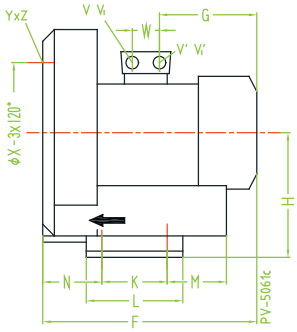


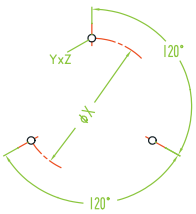


RoHS COMPLIANT

Die Verdichter/Vakuumpumpen INW entsprechen den Anforderungen der Richtlinie 2002/95/EG des Europäischen Parlaments und des Rates vom 27. Januar 2003 zur Beschränkung der Verwendung bestimmter gefährlicher Stoffe in Elektro- und Elektronikgeräten.

CE

Die Verdichter und Vakuumpumpen INW mit Seitenkanal entsprechen der Maschinen-Richtlinie der Europäischen Gemeinschaft (CE).